



Loadbreak disconnectors for wall mounting

Dilos 6S - 800A up to 1250A



Applications



Approvals / Marking



Performance

Panel mounting
Main disconnecter
Disconnect function
As changeover - as 6P disconnecter
Visible contact indication - transparent cover
Quick make and quick break mechanism
Independent opening and closing
Positive contact indication (PCI)
Defeat mechanism rotary handle
Double knife contacts - high short-circuit resistance
Number of poles 3P - 4P

Standards

IEC 60947-1 and IEC 60947-3, DIN VDE 0660 Teil 107,
DIN VDE 0113 Teil 1, BS EN 60947-3, CEI 17-11 (Fasc. 1039),
EN 60947-3, NBN EN 60947-3, NF C 63-130

Technical data

	35kA/50kA	35kA/50kA	35kA/50kA
Rated thermal current	800A	1000A	1250A
Rated operational voltage Ue	1000V	1000V	1000V
Rated insulation voltage Ui	1500V	1500V	1500V
Peak short withstand circuit current	73.5kA/105kA	73.5kA/105kA	73.5kA/105kA
Rated short-circuit current	73.5kA/105kA	73.5kA/105kA	73.5kA/105kA
High 1s rated short time withstand Icw	35kA/50kA	35kA/50kA	35kA/50kA
Terminal capacity (Cu)	Cu-rail 2x50x5	Cu-rail 2x50x6	Cu-rail 2x50x8

Technical data auxiliary contacts

Can be mounted on switches with direct handle and behind door
Break before main contacts
Changeover contacts
To be mounted on the top of the disconnecter
Data: Ie = 10A at 400V ~ AC12 - Ie = 10A at 400V ~ AC13 - Ie = 1.4A at 48V = DC13











Fused disconnectors and
disconn. with tripping device ● pg. B.42
Motorised disconn. and
motorised changeover
disconnectors ● pg. B.44
Manual changeover disconn. ● pg. B.48
6P disconnectors ● pg. B.48

Technical data ● pg. C.4
Installation facilities ● pg. D.2 - D.6
Dimensions ● pg. E.6

Dilos 6S - Loadbreak disconnectors for wall mounting

35kA	Description	In (A)	Cat. no.	Ref. no.	Pack.
3P	Visible contacts. Without handle	800	D/661365-231	731570	1
		1000	D/661366-231	731584	1
		1250	D/661367-231	731557	1
4P	Visible contacts. Without handle	800	D/661465-231	731662	1
		1000	D/661466-231	731677	1
		1250	D/661467-231	731691	1
3P+NF	Fixed neutral Visible contacts. Without handle	800	D/661565-231	731733	1
		1000	D/661566-231	731737	1
		1250	D/661567-231	731741	1
<hr/>					
50kA	Visible contacts. Without handle	800	D/661365-251	731571	1
		1000	D/661366-251	731585	1
		1250	D/661367-251	731601	1
4P	Visible contacts. Without handle	800	D/661465-251	731663	1
		1000	D/661466-251	731678	1
		1250	D/661467-251	731692	1
3P+NF	Fixed neutral Visible contacts. Without handle	800	D/661565-251	731734	1
		1000	D/661566-251	731738	1
		1250	D/661567-251	731742	1

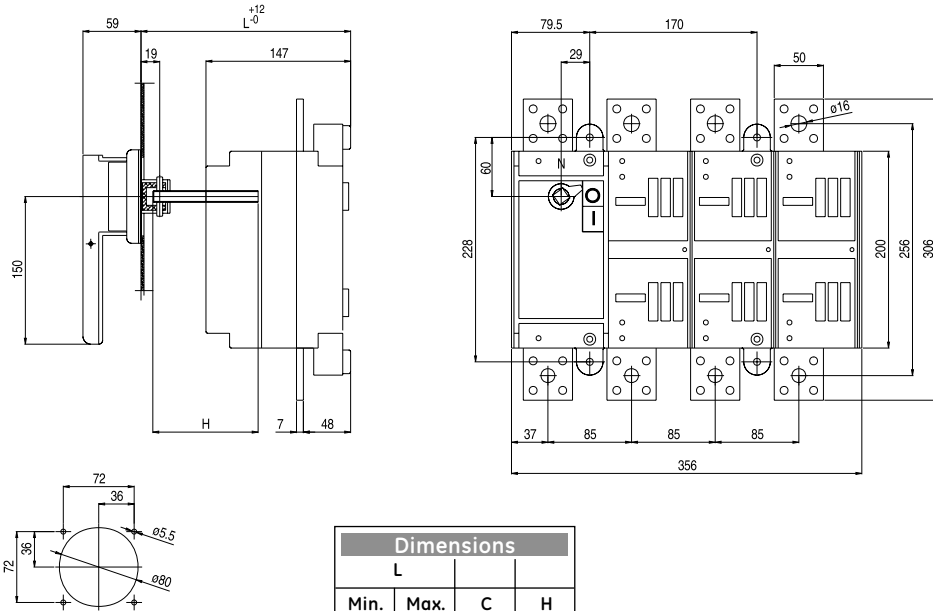
Accessories

	Single handles for 35kA version D/661960-231 731786 1 Direct black with transparent main contact cover shield (3P)	Keylock D/662960-240 730857 1 Plug-in, Fiat key (code H235) Lockable in OFF position Key removable in OFF position	
	D/662960-231 731882 1 Black with extension shaft (300 mm - 12x12 mm) for door mounting - IP65 - Padlockable in OFF position (3 padlocks 6.3 mm) and keylockable (Keylock not included)		
	D/662960-232 731883 1 Black with extension shaft (300 mm - 12x12 mm) for door mounting - IP65 - Padlockable in OFF position (3 padlocks 6.3mm) with defeat mechanism and keylockable (Keylock not included)		
	Double handles for 50kA version D/661960-251 731788 1 Direct black with transparent main contact cover shield (3P)	Padlock system D/661960-245 731787 1 For direct handle	
	D/662960-251 731884 1 Black with extension shaft (300 mm - 12x12 mm) for door mounting - IP65 - Padlockable in OFF position (3 padlocks 6.3 mm) - keylockable (Keylock not included)		
	D/662960-252 731885 1 Black with extension shaft (300 mm - 12x12 mm) for door mounting - IP65 - Padlockable in OFF position (3 padlocks 6.3 mm) with defeat mechanism - keylockable (Keylock not included)		
	Covers D/662962-223 731895 1 1 upper box terminal cover transparent		
	D/662962-224 731896 1 1 lower box terminal cover transparent		
	D/662962-227 731898 1 Transparent main contact cover shield (3P)		
	Auxiliary contacts (CO) D/661971-201 731794 1 1NO+1NC		
	D/661971-202 731795 1 2NO+2NC		
	Technical data, see page B.16		

Extension shaft, see page B.21

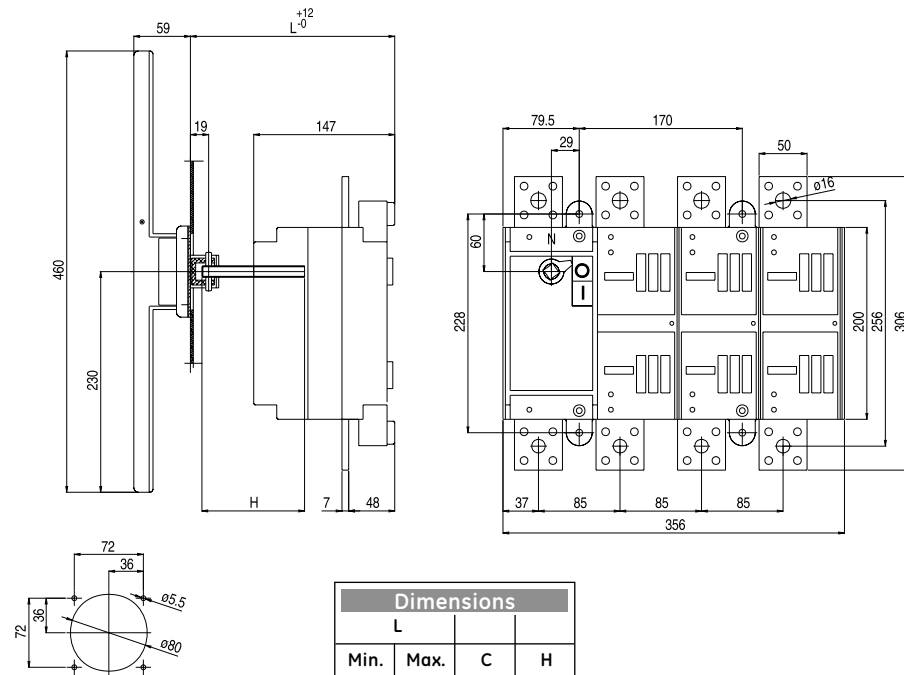
Dimensions

Dilos 6S - 35kA



Dimensions			
L			
Min.	Max.	C	H
213	406	106	L-C

Dilos 6S - 50kA



Dimensions			
L			
Min.	Max.	C	H
213	406	106	L-C

Dimensions

A

B

C

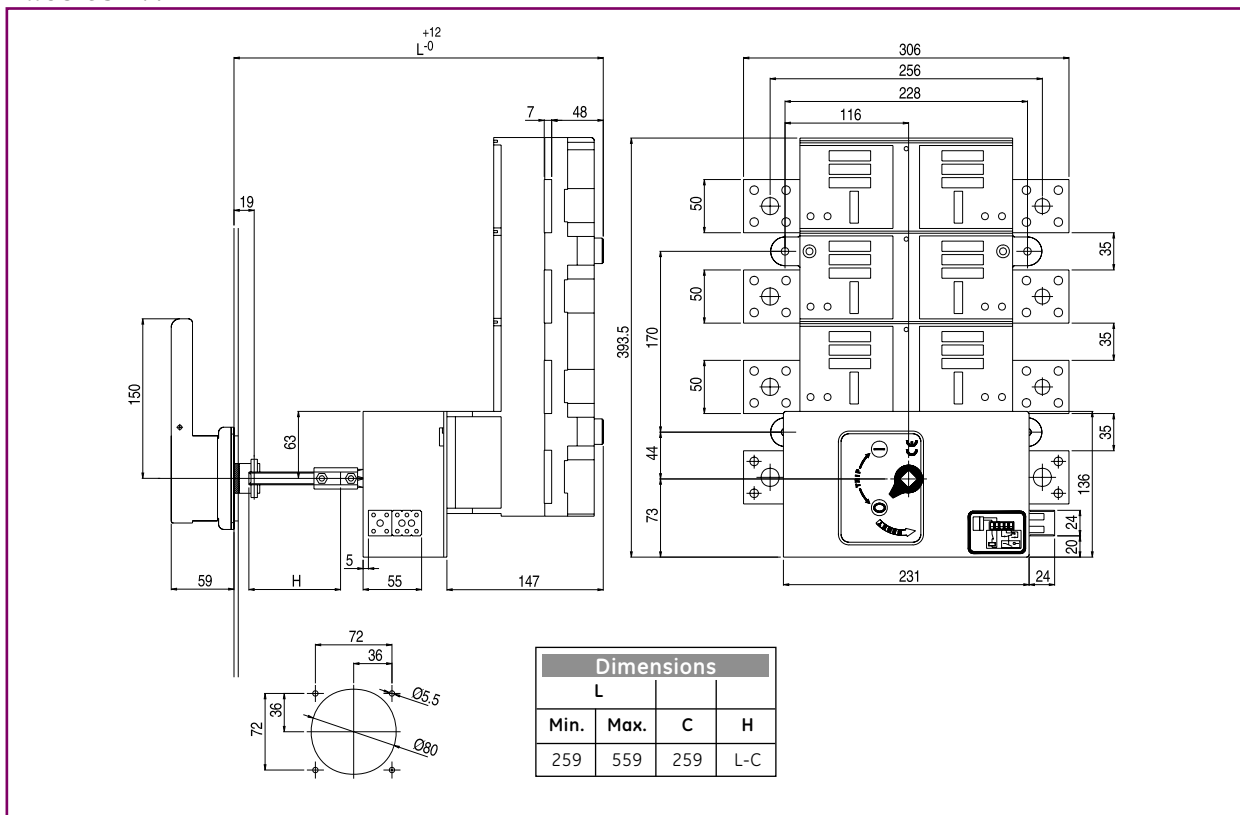
D

E

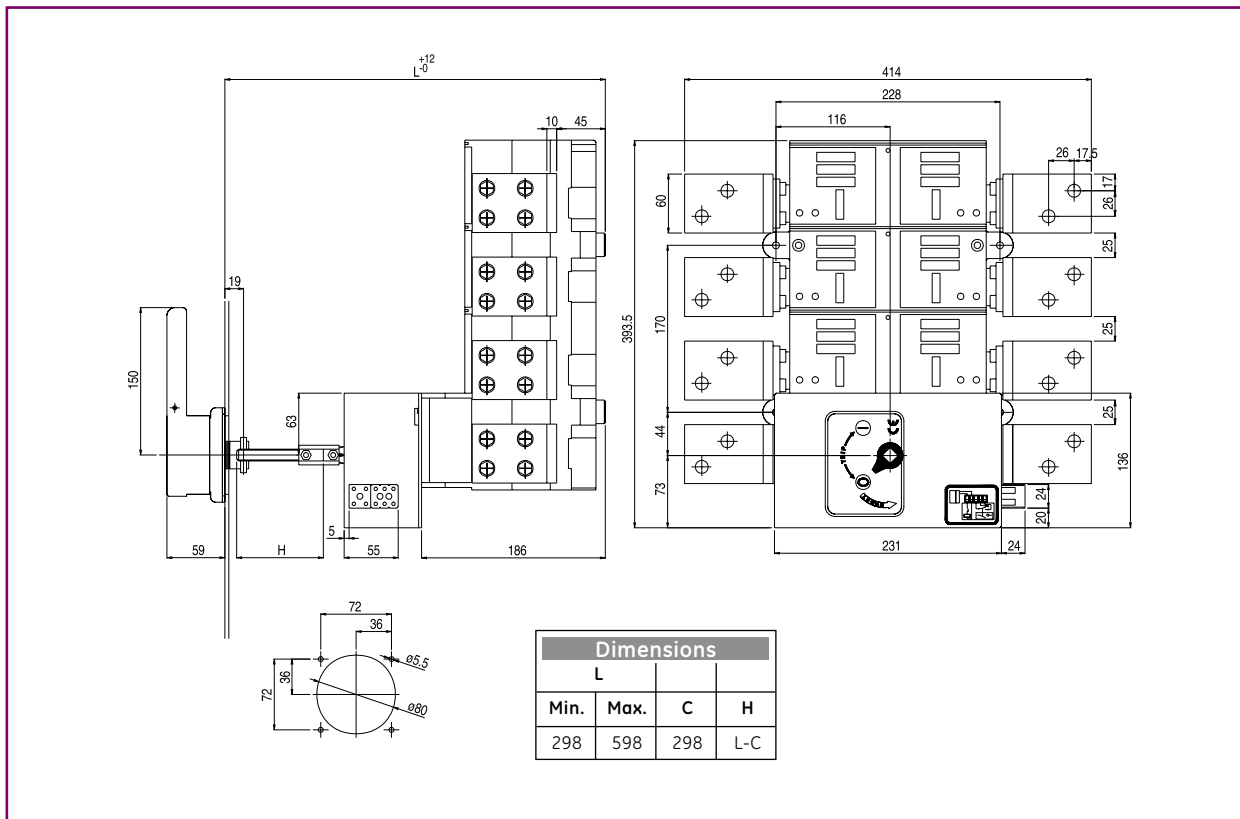
X



Dilos 6S BA



Dilos 7S BA



Dilos/Fulos

A

B

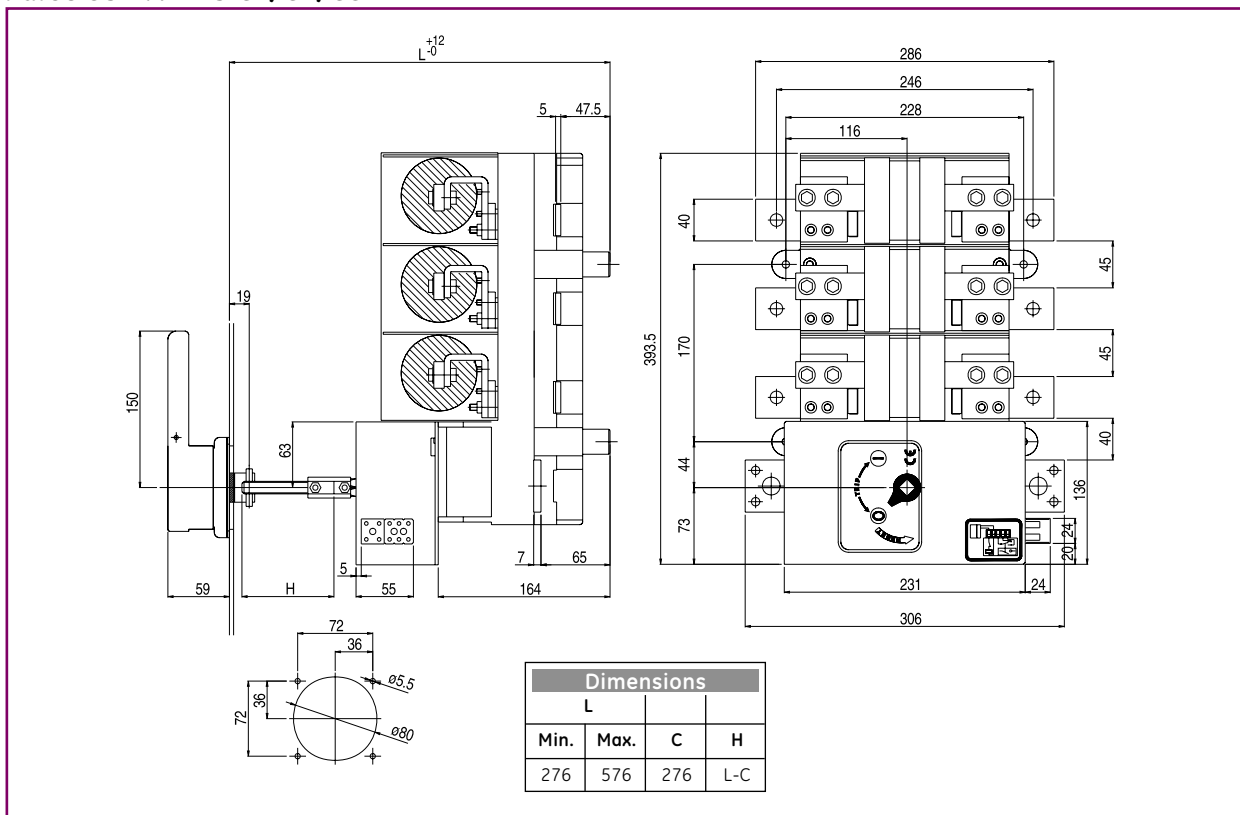
C

D

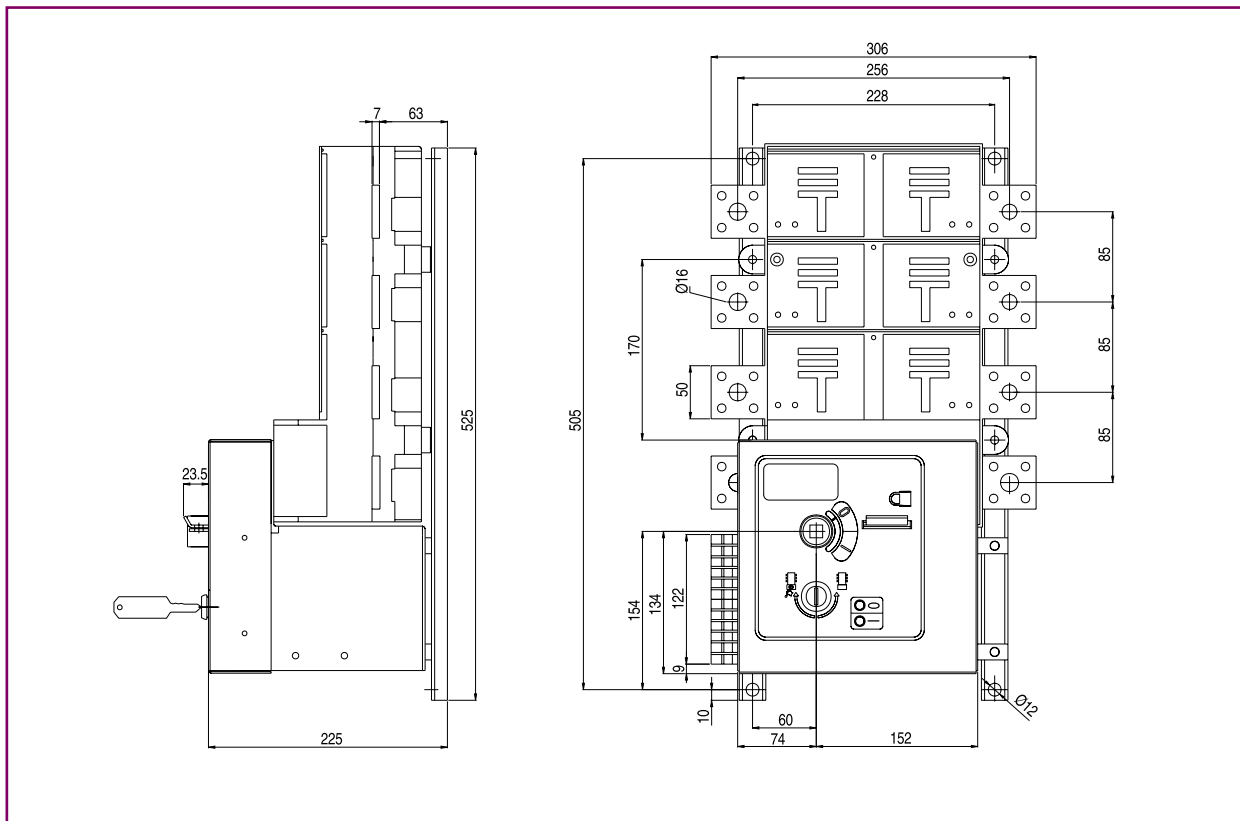
E

X

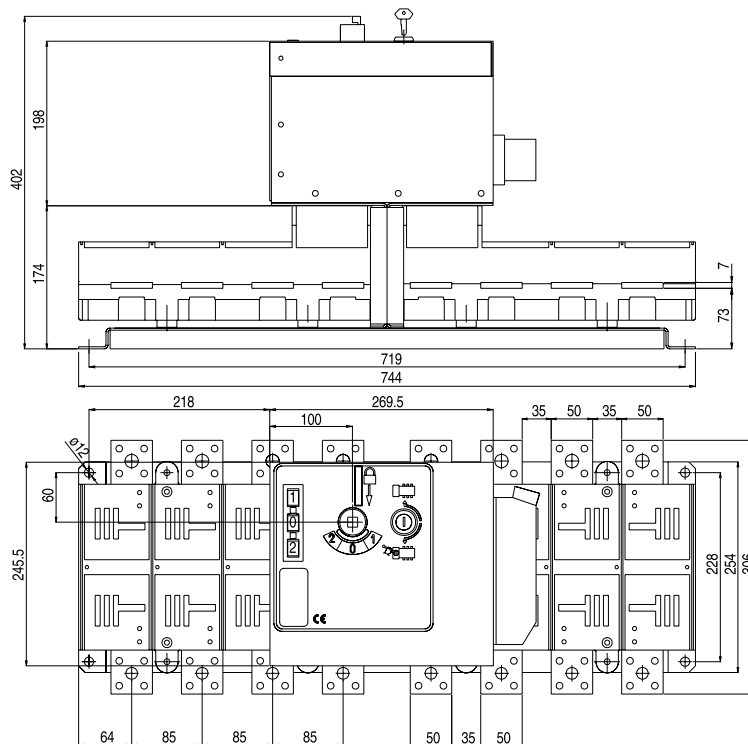
Fulos 3S BA - BS C1/C2/C3



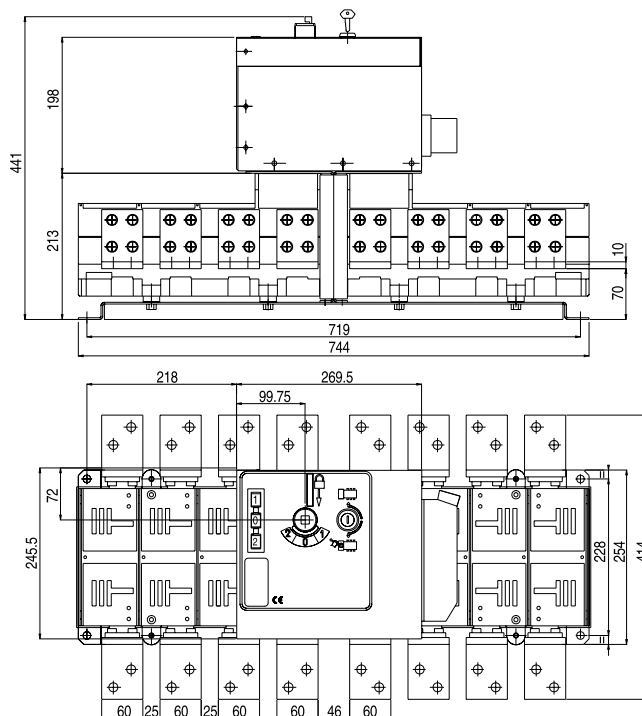
Dilos 6S MO



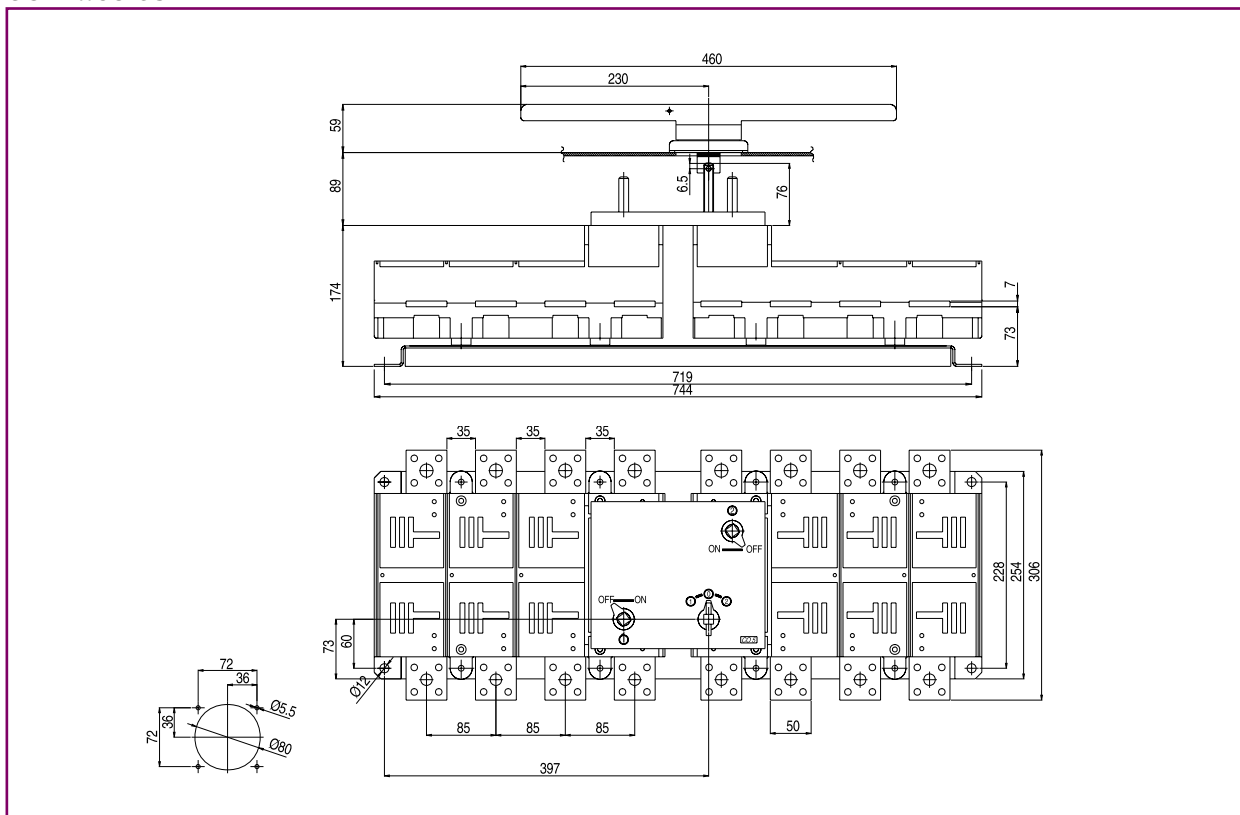
CO-Dilos 6S MO



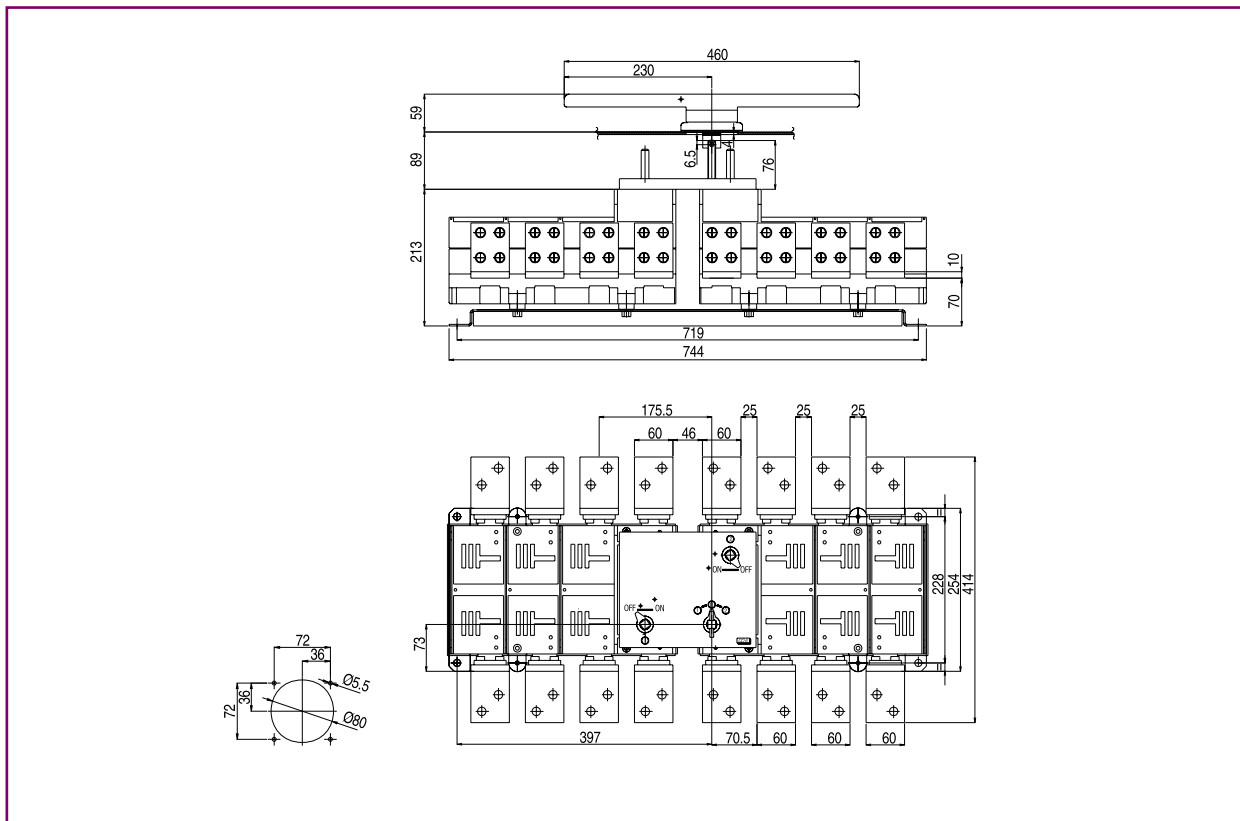
CO-Dilos 7S MO



CO-Dilos 6S



CO-Dilos 7S



Dilos

A

B

C

D

E

X

