



**Dilos 9S - 3150A**

**Dilos 9 - 4000A**



## Loadbreak disconnectors for wall mounting

### Applications



### Approvals / Marking

CESI certificate (3150A)



### Performance

Panel mounting  
Main disconnecter  
Disconnect function  
Visible contact indication  
Quick make and quick break mechanism  
Independent opening and closing  
Positive contact indication (PCI)  
Defeat mechanism rotary handle  
Double knife contacts - high short-circuit resistance  
Number of poles 3P - 4P

### Standards

IEC 60947-1 and IEC 60947-3, DIN VDE 0660 Teil 107,  
DIN VDE 0113 Teil 1, BS EN 60947-3, CEI 17-11 (Fasc. 1039),  
EN 60947-3, NBN EN 60947-3, NF C 63-130


### Technical data

	3150A	4000A
Rated thermal current	3150A	4000A
Rated operational voltage Ue	1000V	1000V
Rated insulation voltage Ui	1500V	1500V
Peak short withstand circuit current	105kA	105kA
Rated short-circuit current	105kA	105kA
High 1s rated short time withstand Icw	50kA	50kA
Terminal capacity (Cu)	Cu-rail 2x100x10	Cu-rail 2x100x10

- Fused disconnectors and disconn. with tripping device ● pg. B.42
- Motorised disconn. and motorised changeover disconnectors ● pg. B.44
- Manual changeover disconn. ● pg. B.48
- 6P disconnectors ● pg. B.48




- Technical data ● pg. C.4
- Dimensions ● pg. D.2 - D.6
- Installation facilities ● pg. E.7

**Dilos 9 - Loadbreak disconnectors for wall mounting**

	Description	In (A)	Cat. no.	Ref. no.	Pack.
 <p><b>3P</b> <b>3P+N</b></p>	Visible contacts. Without handle	4000*	D/061394-201	<b>730743</b>	1
	Visible contacts. Without handle	4000	D/061494-201	<b>730757</b>	1

\* Not under load

**Accessories**

	<p><b>Double handles</b></p> <p>D/061990-271   <b>731357</b>   1</p> <p>Direct black with metal coupling insert</p> <p>D/062990-261   <b>731359</b> <sup>(1)</sup>   1</p> <p>Black with extension shaft (300 mm - 12x12 mm) for door mounting - IP65 - Padlockable in OFF position (3 padlocks 6.3 mm) with defeat mechanism - keylockable plug-in (Fiat), with metal coupling insert</p>	
	<p><b>Keylock</b></p> <p>D/062960-240   <b>730857</b>   1</p> <p>Plug-in, Fiat key (code H235)</p> <p>Lockable in OFF position</p> <p>Key removable in OFF position</p>	
	<p><b>Auxiliary contacts (CO)</b></p> <p>D/062961-201   <b>730860</b>   1</p> <p>1NO+1NC</p> <p>D/062961-202   <b>730861</b>   1</p> <p>2NO+2NC</p> <p>Technical data, see page B.16</p>	
	<p><b>Contact cover</b></p> <p>D/062972-227   <b>731498</b>   1</p> <p>Transparent main contact cover shield (3P)</p>	

(1) Depth between the rear of the disconnector and the front of the enclosure door: max 520 mm.

Order codes

A

B

C

D

E

X

**Dilos - Loadbreak disconnectors for wall mounting**



			Dilos 1H	Dilos 1H	Dilos 1H	Dilos 3	Dilos 3	Dilos 3	
Conventional enclosed thermal current $I_{the} = I_{th}$			(A)	<b>40</b>	<b>63</b>	<b>125</b>	<b>160</b>	<b>200</b>	<b>250</b>
Number of poles				3/4	3/4	3/4	3/4	3/4	3/4
Frequency			(Hz)	50/60	50/60	50/60	50/60	50/60	50/60
Rated thermal current at	40°C	(A)	40	63	125	160	200	250	
	50°C	(A)	40	63	125	160	200	250	
	60°C	(A)	40	63	125	160	200	250	
Power loss per pole			(W)	0.9	2.2	8.5	3	4.8	7.5
Terminal capacity (Cu)	minimum	(mm <sup>2</sup> )	6	6	6	Cu-rail	Cu-rail	Cu-rail	
	maximum	(mm <sup>2</sup> )	50	50	50	30x6	30x6	30x6	
Maximum torque on terminals			(Nm)	12	12	12	12	12	12
Rated operational voltage Ue			(V)	690	690	690	690	690	690
Rated insulation voltage Ui			(V)	1000	1000	1000	1000	1000	1000
Rated impulse withstand voltage (2000m) Uimp			(kV)	8	8	8	8	8	8
Impulse test voltage at sea level			(kV)	12.3	12.3	12.3	12.3	12.3	12.3
Rated operational current Ie	Ue=400V	(A)	40	63	125	160	200	250	
	AC21A up to 250A	Ue=415V (A)	40	63	125	160	200	250	
	AC21B from 315A	Ue=500V (A)	40	63	125	160	200	250	
		Ue=690V (A)	40	63	125	160	200	250	
Rated operational current Ie	Ue=400V	(A)	40	63	125	160	200	250	
	AC22A up to 250A	Ue=415V (A)	40	63	125	160	200	250	
	AC22B from 315A	Ue=500V (A)	40	63	125	160	200	250	
		Ue=690V (A)	40	63	125	160	200	250	
Rated operational current Ie	Ue=400V	(A)	40	63	125	160	200	250	
	AC23A up to 250A	Ue=415V (A)	40	63	125	160	200	250	
	AC23B from 315A	Ue=500V (A)	40	63	125	160	200	250	
		Ue=690V (A)	40	50	50	160	200	250	
Maximum rated operational power at rated duty AC23	Ue=400V	(kW)	21	30	69	88	88	135	
	Ue=415V	(kW)	22	33	72	92	92	140	
	Ue=500V	(kW)	27	44	86	110	175	175	
	Ue=690V	(kW)	36	45	45	140	190	190	
Rated making and breaking capacity at 500Vac 23A	making 10 x Ie	(A)	400	630	1250	1600	2000	2500	
	breaking 8 x Ie	(A)	320	504	1000	1280	1600	2000	
Rated short time withstand Icw	1 s.	(kA rms)	3	3	3	9	9	9	
	0.25 s.	(kA rms)	6	6	6	15	15	15	
Rated short-circuit making capacity Icm	Ue=400V	(kA peak)	10	10	10	30	30	30	
	Ue=415V	(kA peak)	10	10	10	30	30	30	
	Ue=500V	(kA peak)	7	7	7	30	30	30	
	Ue=690V	(kA peak)	7	7	7	30	30	30	
Rated conditional short-circuit current with back-up protection featuring the same current rating as the switch (kA ms)	400V	(kA)	50	50	50	100	100	100	
	415V	(kA)	50	50	50	100	100	100	
	500V	(kA)	50	50	50	100	100	100	
	690V	(kA)	33	33	33	100	100	100	
Rated capacity power at 400V			(kVAR)	19	30	60	77	97	120
Rated operational current DC23A	2P in series 110V	(A)	40	63	100	160	200	250	
	2P in series 220V	(A)	40	63	-	100	160	160	
	4P in series 220V	(A)	-	-	100	160	200	250	
Operating torque			(Nm)	8	8	8	12	12	12
Force			(N)	80	80	80	120	120	120
Durability (number of operational cycles)	electrical		5000	2000	1000	3000	1000	1000	
	mechanical (min)		15000	15000	10000	10000	10000	10000	
UL listed following UL file E143291 (acc UL508)									
UL 508 General Use 480V	In	A	30	60	100	-	-	-	
UL 508 Manual motor controller 480V	FLA	A	-	-	-	-	-	-	
	Power	(HP)	-	-	-	-	-	-	
UL short-circuit at 480V	K5fu	(kA)	10	10	10	-	-	-	
	UL J-fuses	(kA)	50	50	50	-	-	-	
Weight	2P	(kg)	-	-	-	-	-	-	
	3P	(kg)	1.18	1.18	1.18	2.75	2.75	2.75	
	4P	(kg)	1.25	1.25	1.25	2.90	2.90	2.90	

Technical data

A

B

C

D

E

X



Dilos 3	Dilos 4	Dilos 4	Dilos 4	Dilos 6S 35/50kA	Dilos 6S 35/50kA	Dilos 6S 35/50kA	Dilos 7S	Dilos 8S	Dilos 8S	Dilos 9S	Dilos 9
315	400	500	630	800	1000	1250	1600	2000	2500	3150	4000
3/4	3/4	3/4	3/4	3/4	3/4	3/4	3/4	3/4	3/4	3/4	3/4
50/60	50/60	50/60	50/60	50/60	50/60	50/60	50/60	50/60	50/60	50/60	50/60
315	400	500	630	800	1000	1250	1600	2000	2500	3150	4000
315	400	500	630	720	900	1125	1440	1800	2250	2835	3600
315	400	500	630	640	800	1000	1280	1600	2000	2520	3200
12	10.5	16	26	29	45	70	95	103	133	420	500
Cu-rail	Cu-rail	Cu-rail	Cu-rail	Cu-rail	Cu-rail	Cu-rail	Cu-rail	Cu-rail	Cu-rail	Cu-rail	Cu-rail
30x6	40x6	40x6	40x6	2x50x5	2x50x6	2x50x8	2x60x10	2x80x10	2x80x10	4x100x10	4x100x10
12	60	60	60	35	35	35	35	35	35	35	35
690	690	690	690	1000	1000	1000	1000	1000	1000	1000	1000
1000	1000	1000	1000	1500	1500	1500	1500	1500	1500	1500	1500
8	8	8	8	12	12	12	8	8	8	8	8
12.3	12.3	12.3	12.3	18.5	18.5	18.5	12.3	12.3	12.3	12.3	12.3
315	400	500	630	800	1000	1250	1600	2000	2500	3150	4000
315	400	500	630	800	1000	1250	1600	2000	2500	3150	4000
315	400	500	630	800	1000	1250	1600	2000	2500	3150	4000
315	400	500	630	800	1000	1250	1600	2000	2500	3150	4000
315	400	500	630	800	1000	1250	1600	2000	2500	-	-
315	400	500	630	800	1000	1250	1600	2000	2500	-	-
315	400	500	630	800	1000	1250	1250	1250	1250	-	-
315	400	500	630	800	1000	1250	1000	1000	800	-	-
315	400	500	630	800	1000	1250	1250	1250	-	-	-
315	400	500	630	800	1000	1250	1250	1250	-	-	-
200	400	400	450	500	630	630	630	630	-	-	-
165	218	270	335	-	-	-	-	-	-	-	-
175	230	285	375	-	-	-	-	-	-	-	-
220	295	370	405	-	-	-	-	-	-	-	-
190	390	440	440	-	-	-	-	-	-	-	-
3150	4000	5000	6300	8000	10000	12500	16000	20000	-	-	-
2520	3200	4000	5040	6400	8000	10000	12800	16000	-	-	-
9	20	20	20	35 / 50	35 / 50	35 / 50	50	50	50	50	50
15	35	35	35	70 / 100	70 / 100	70 / 100	120	120	140	140	100
30	60	60	60	73.5 / 105	73.5 / 105	73.5 / 105	105	105	105	105	105
30	60	60	60	73.5 / 105	73.5 / 105	73.5 / 105	105	105	105	105	105
30	60	60	60	-	-	-	-	-	-	-	-
30	60	60	60	-	-	-	-	-	-	-	-
70	100	100	100	50	50	50	50	50	50	50	50
70	100	100	100	50	50	50	50	50	50	50	50
50	100	100	100	-	-	-	-	-	-	-	-
50	100	100	100	-	-	-	-	-	-	-	-
152	193	242	305	380	475	600	780	850	1100	1250	-
315	400	-	-	800	1000	1250	800	800	-	-	-
160	-	-	-	800	1000	1000	800	800	-	-	-
315	400	-	-	-	-	-	-	-	-	-	-
12	40	40	40	45 / 70	45 / 70	45 / 70	70	70	70	70	150
120	333	333	333	160	160	160	174	174	174	174	330
800	1000	700	500	1000	1000	1000	1000	500	500	500	500
10000	5000	5000	5000	4000	4000	4000	4000	2500	2500	2500	2500
-	-	-	-	-	-	-	-	-	-	-	-
-	-	-	-	-	-	-	-	-	-	-	-
-	-	-	-	-	-	-	-	-	-	-	-
-	-	-	-	-	-	-	-	-	-	-	-
-	-	-	-	-	-	-	-	-	-	-	-
2.75	9.00	9.00	9.00	11	11	11	17	19	27	40	84
2.90	9.60	9.60	9.60	12	12	12	19	20	30	44	108

A

B

C

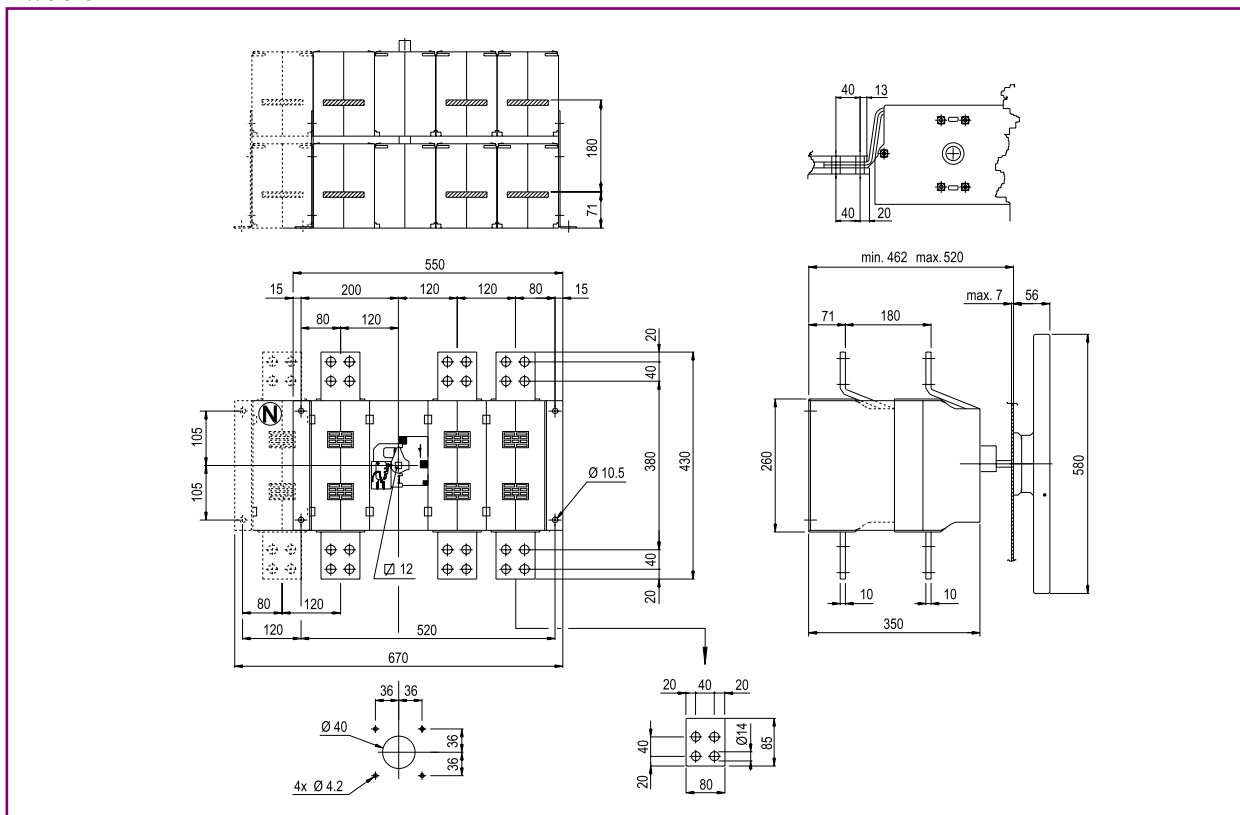
D

E

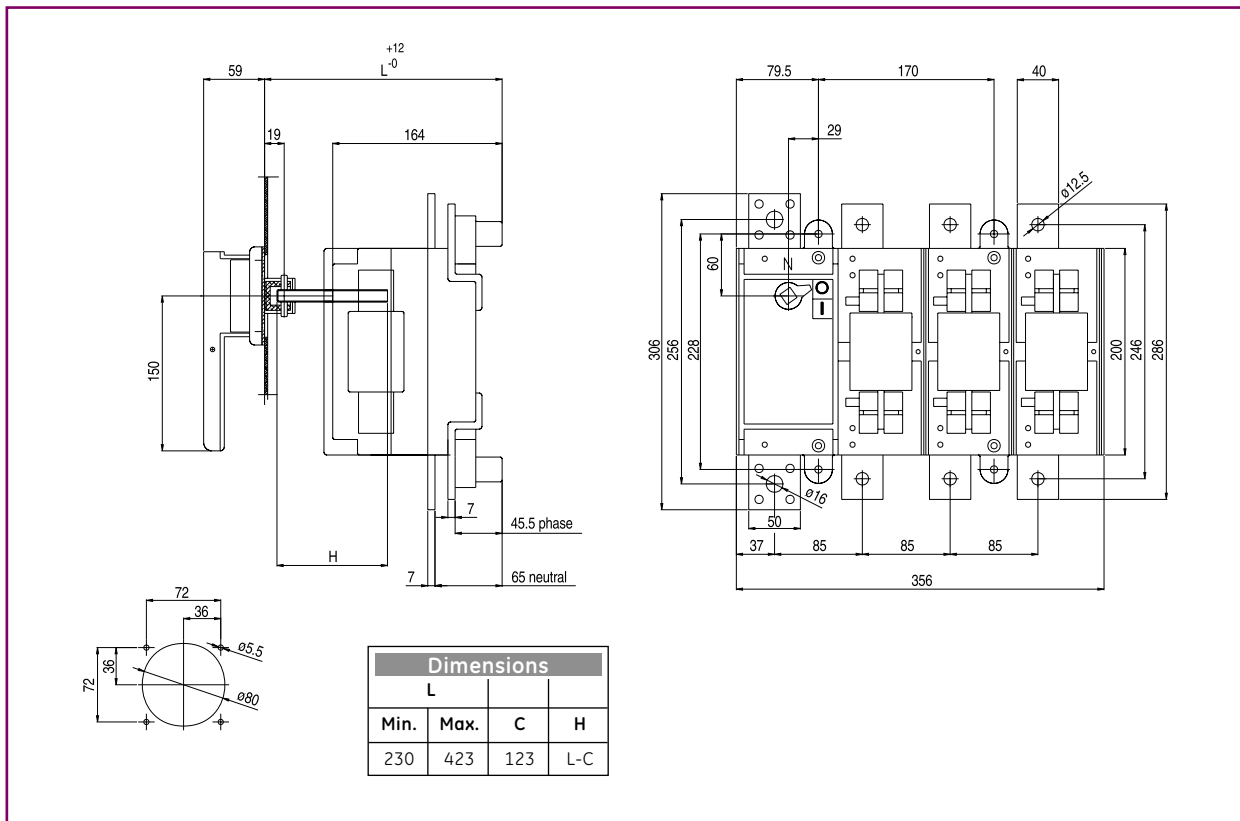
X



Dilos 9



Fulos 3S - DIN NH 3



Dilos/Fulos

A

B

C

D

E

X