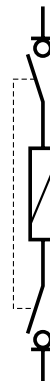


Fused loadbreak disconnectors for panel mounting

Fulos 4 DIN - 800/1000A
Fulos 4 BS - 1250A



Applications



Approvals / Marking



Performance

Panel mounting
 Fused safety disconnecter (main disconnector)
 Disconnect function
 Visible contact indication
 Quick make and quick break mechanism
 Independent opening and closing
 Positive contact indication (PCI)
 Very low power losses
 Fuse completely disconnected in "OFF"
 Defeat mechanism rotary handle
 Double knife contacts - high short-circuit resistance
 Number of poles 3P - 4P

Standards

For disconnectors

IEC 60947-1 and IEC 60947-3, DIN VDE 0660 Teil 107, DIN VDE 0113 Teil 1, BS EN 60947-3, CEI 17-11 (Fasc. 1039), EN 60947-3, NBN EN 60947-3, NF C 63-130

For fuses

IEC 60269-2-1, BS 88 Part 2 1988, DIN VDE 0636 Teil 1, NF EN 60269-1, NF C 63-211, NF C 63-210

Technical data

	DIN 4D 800A/1000A	BS D1 1250A
Rated thermal current	800A/1000A	1250A
Rated operational voltage Ue	690V	690V
Rated insulation voltage Ui	1000V	1000V
Rated short-circuit current	100kA	100kA
Terminal capacity (Cu)	2x50x6 Cu	2x50x6 Cu

Order codes

A

B

C

D



E

X

Technical data ● pg. C.6
 Dimensions ● pg. E.10



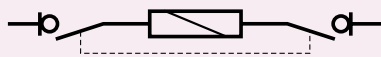
Fulos 4 - Fused loadbreak disconnectors

According to DIN		Description	In (A)	Cat. no.	Ref. no.	Pack.
	3P	NH 4D	1000	D/062371-201	730773	1
	3P+N	NH 4D	1000	D/062471-201	730777	1
According to BS						
	3P	BS D1 (TLU / TXU - 690V)	1250	D/062372-211	730827	1
	3P+N	BS D1 (TLU / TXU - 690V)	1250	D/062472-211	730839	1

Accessories

	Double handles					
	D/061980-271	730975	1			
	Direct black					
	D/062970-261	730865	1			
	Black with extension shaft (300 mm - 12x12 mm) for door mounting - IP65 - Padlockable in OFF position (3 padlocks 6.3 mm) standard with defeat mechanism and keylockable (Keylock not included)					
	Keylock					
	D/062960-240	730857	1			
	Plug-in, Fiat key (code H235) Lockable in OFF position Key removable in OFF position					
	Terminal cover kit					
	D/062972-223	730867	1			
	Set of 3 covers (1 cover/pole) for Fulos 4					
	D/062972-224	730868	1			
	Set of 4 covers (1 cover/pole) for Fulos 4					
	Fuse protection cover					
	D/062972-225	730869	1			
	Transparent (1 pole)					
	Connection set					
	D/662972-229	731906	1			
	For fuse detection					
	Auxiliary contacts (CO)					
	D/062961-201	730860	1			
	1NO+1NC					
	D/062961-202	730861	1			
	2NO+2NC Technical data, see page B.16					

Fulos - Fused loadbreak disconnectors for wall mounting



			Fulos 000 NF 14 x 51	Fulos 000 NF 22 x 58	Fulos 000 DIN 00	Fulos 000 DIN 00	Fulos 000 DIN 00	Fulos 00 DIN 00	Fulos 1 DIN 1
Conventional thermal current Ith	(A)		50	100	32	63	100	160	250
Conventional enclosed thermal current Ithe	(A)		50	100	32	63	100	160	250
Number of poles			3/3+N	3/3+N	3/3+N	3/3+N	3/3+N	3/3+N	3/3+N
Frequency	(Hz)		50/60	50/60	50/60	50/60	50/60	50/60	50/60
Rated thermal current at	40°C	(A)	50	125	32	63	125	160	250
	50°C	(A)	50	112	32	63	112	160	250
	60°C	(A)	50	100	32	63	100	160	250
Power loss per pole (switch only)	(W)		1.6	8.5	0.65	2.5	6.5	5.2	6.5
Power loss per pole (fuse only)	(W)		5	7.5	7.5	7.5	7.5	15	32
Terminal capacity (Cu)	minimum	(mm ²)	6	6	6	6	6	Cu-rail	Cu-rail
	maximum	(mm ²)	50	50	50	50	50	30x6	2x40x6
Maximum torque on terminals	(Nm)		12	12	12	12	12	12	60
Rated operational voltage Ue	(V)		690	690	690	690	690	690	690
Rated insulation voltage Uimp	(V)		1000	1000	1000	1000	1000	1000	1000
Rated impulse withstand voltage (2000m) Uimp	(kV)		8	8	8	8	8	8	8
Impulse test voltage at sea level	(kV)		12.3	12.3	12.3	12.3	12.3	12.3	12.3
Rated operational current Ie ⁽¹⁾	Ue=400V	(A)	50	125	32	63	125	160	250
	AC21A up to 250A Ue=415V	(A)	50	125	32	63	125	160	250
	AC21B from 315A Ue=500V	(A)	50	125	32	63	125	160	250
	Ue=690V	(A)	50	125	32	63	125	160	250
Rated operational current Ie ⁽¹⁾	Ue=400V	(A)	50	125	32	63	125	160	250
	AC22A up to 250A Ue=415V	(A)	50	125	32	63	125	160	250
	AC22B from 315A Ue=500V	(A)	50	125	32	63	125	160	250
	Ue=690V	(A)	50	125	32	63	125	160	250
Rated operational current Ie ⁽¹⁾	Ue=400V	(A)	50	125	32	63	125	160	250
	AC23A up to 250A Ue=415V	(A)	50	125	32	63	125	160	250
	AC23B from 315A Ue=500V	(A)	50	100	32	63	125	160	250
	Ue=690V	(A)	50	80	32	50	50	125	250
Maximum rated operational power at rated duty AC23	Ue=400V	(kW)	25	69	16	30	69	88	135
	Ue=415V	(kW)	27	72	18	33	72	92	140
	Ue=500V	(kW)	36	86	23	44	86	110	175
	Ue=690V	(kW)	45	45	29	45	45	115	238
Rated making and breaking capacity at 500V AC23A	making	(A)	1000	1000	1000	1000	1000	1600	2500
	breaking	(A)	800	800	800	800	800	1280	2000
Rated conditional short-circuit current with back-up protection featuring the same current rating as the switch (kA rms)	400V	(kA)	50	100	50	50	100	100	100
	415V	(kA)	50	100	50	50	100	100	100
	500V	(kA)	50	100	50	50	100	100	100
	690V	(kA)	33	33	33	33	33	100	100
Rated capacity power at 400V	(kVAR)		24	60	16	30	60	77	120
Rated operational current DC23A	2P in series 110V	(A)	50	100	32	63	100	160	250
	2P in series 220V	(A)	50	63	32	63	-	100	160
	4P in series 220V	(A)	-	100	-	-	100	160	250
Operating torque	(Nm)		8	8	8	8	8	12	40
Force	(N)		80	80	80	80	80	120	333
Durability (number of operational cycles)	electrical		4000	3000	5000	3000	1500	1000	1000
	mechanical (min)		10000	10000	10000	10000	10000	10000	5000
Weight	3P	(kg)	1.20	1.20	1.27	1.27	1.27	3.05	10.60
	4P	(kg)	1.27	1.27	1.35	1.35	1.35	3.21	11.20

(1) NF 125A AC21..23B
DIN 125A AC21..23B

Technical data

A

B

C

D

E

X



Fulos 2 DIN 2	Fulos 3S DIN 3	Fulos 4 DIN 4	Fulos 000 BS A2	Fulos 000 BS A3	Fulos 000 BS A3	Fulos 00 BS A4	Fulos 00 BS A4	Fulos 1 BS B1-B2	Fulos 1 BS B4	Fulos 2 BS B3-B4	Fulos 3S BS C1-C2	Fulos 3S BS C3	Fulos 4 BS D1
400	630	1000	32	63	100	100	200	200	400	400	630	800	1250
400	630	1000	32	63	100	100	200	200	400	400	630	800	1250
3/3+N	3/3+N	3/3+N	3/3+N	3/3+N	3/3+N	3/3+N	3/3+N	3/3+N	3/3+N	3/3+N	3/3+N	3/3+N	3/3+N
50/60	50/60	50/60	50/60	50/60	50/60	50/60	50/60	50/60	50/60	50/60	50/60	50/60	50/60
400	630	1000	32	63	100	100	200	200	400	400	630	800	1250
400	567	900	32	63	100	100	200	200	400	400	567	720	1125
400	504	800	32	63	100	100	200	200	400	400	504	640	1000
16			2.5	2.5	6.5	2	4.8	3.6	15	15	-	-	-
45	50	125	7.5	7.5	7.5	16	32	32	45	45	50	75	195
Cu-rail	Cu-rail	Cu-rail	6	6	6	Cu-rail	Cu-rail	Cu-rail	Cu-rail	Cu-rail	Cu-rail	Cu-rail	Cu-rail
2x40x6	2x40x6	2x50x10	50	50	50	30x6	30x6	2x40x6	2x40x6	2x40x6	2x40x6	2x40x6	2x60x10
60	35	35	12	12	12	12	12	60	60	60	35	35	35
690	1000	690	690	690	690	690	690	690	690	690	1000	1000	690
1000	1500	1000	1000	1000	1000	1000	1000	1000	1000	1000	1500	1500	1000
8	8	8	8	8	8	8	8	8	8	8	8	8	8
12.3	12.3	12.3	12.3	12.3	12.3	12.3	12.3	12.3	12.3	12.3	12.3	12.3	12.3
400	630	1000	32	63	100	100	200	200	400	400	630	800	1250
400	630	1000	32	63	100	100	200	200	400	400	630	800	1250
400	630	1000	32	63	100	100	200	200	400	400	630	800	1250
400	630	1000	32	63	100	100	200	200	400	400	630	800	1250
400	630	1000	32	63	100	100	200	200	400	400	630	800	1250
400	630	1000	32	63	100	100	200	200	400	400	630	800	1250
400	630	1000	32	63	100	100	200	200	400	400	630	800	1250
400	630	1000	32	63	100	100	200	200	400	400	630	800	1250
400	630	1000	32	63	100	100	200	200	400	400	630	800	1250
400	630	1000	32	63	100	100	200	200	400	400	630	800	1250
300	630	1000	32	50	80	100	200	200	300	300	630	800	1250
218	-	-	16	30	50	50	88	100	218	218	330	330	-
230	-	-	18	33	55	55	92	110	230	230	-	-	-
295	-	-	23	44	72	72	175	140	295	295	-	-	-
290	-	-	29	45	45	90	190	190	290	290	-	-	-
4000	6300	10000	1000	1000	1000	1600	2400	3200	4000	4000	6300	8000	12500
3200	5040	8000	800	800	800	1000	2000	2800	3200	3200	5040	6400	10000
100	50	100	50	50	65	100	100	100	100	100	50	50	100
100	50	100	50	50	65	100	100	100	100	100	50	50	100
100	-	-	50	50	-	100	100	100	100	100	-	-	-
100	-	-	50	33	-	100	80	100	100	100	-	-	-
193	300	475	16	30	48	48	97	97	193	193	300	380	600
400	500	1000	32	63	100	100	200	200	400	400	500	500	1000
-		1000	32	63	-	63	160	160	-	-	-	-	1000
400	-	-	-	-	100	100	200	200	400	400	-	-	-
40	45	80	8	8	8	12	12	40	40	40	45	45	80
333	160	174	80	80	80	120	120	333	333	333	160	160	174
700	1000	1000	3000	3000	3000	1500	1000	1000	700	700	1000	1000	1000
5000	4000	4000	15000	15000	15000	10000	10000	5000	5000	5000	4000	4000	4000
10.60	13.00	33.00	1.22	1.22	1.27	3.11	3.11	11.20	11.20	11.20	13.00	13.00	33.00
11.20	14.50	42.00	1.29	1.29	1.35	3.27	3.27	11.80	11.80	11.80	14.50	14.50	42.00

A

B

C

D

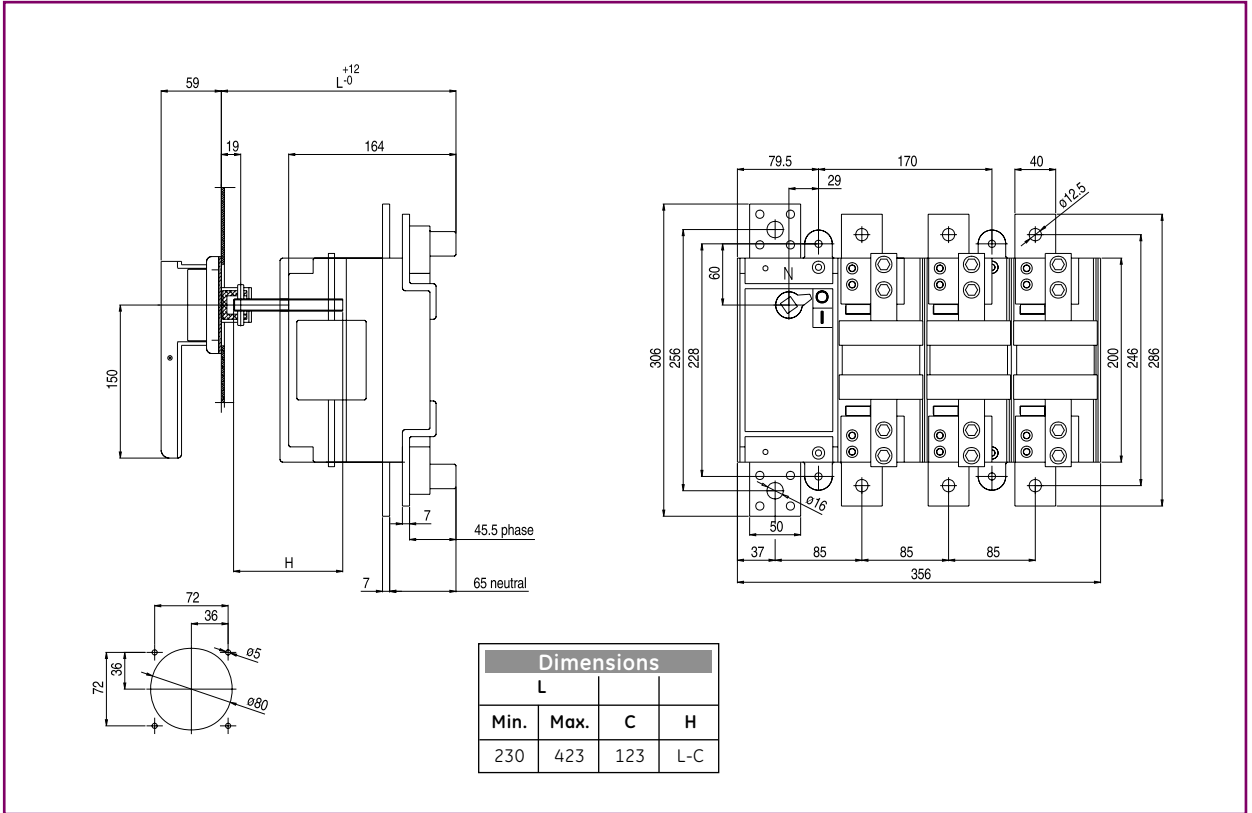
E

X

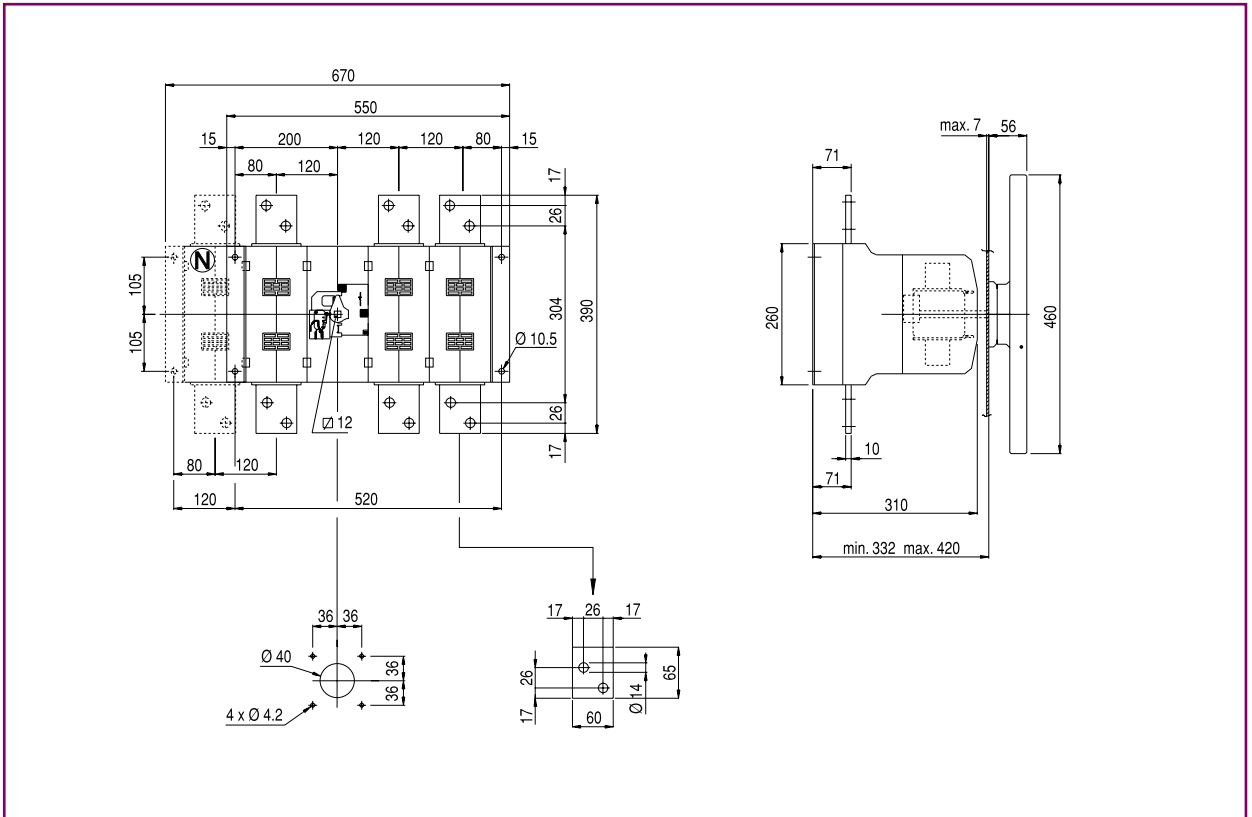


Dimensions

Fulos 3S - BS



Fulos 4 - DIN NH 4 / Fulos 4 - BS D1



Dimensions

A

B

C

D

E

X

