
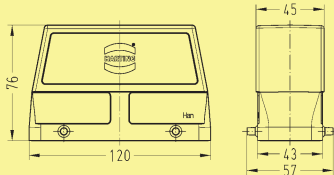

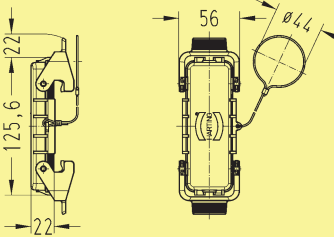

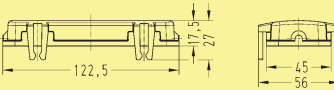


Metal hoods/housings for industrial applications / 2 lever locking system


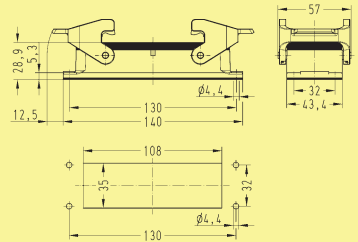

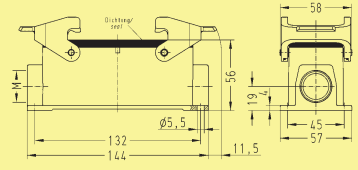

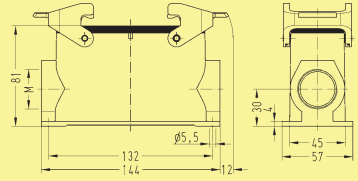

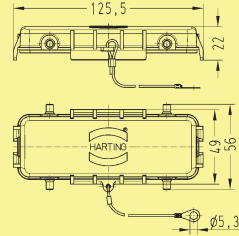


| Identification | Part number | Cable entry | Drawing | Dimensions in mm |
|---------------------|----------------------------------|------------------|---------|------------------|
| | | | | |
| Hoods side entry | 19 30 024 1521 19 30 024 1522 | 1 x 25 1 x 32 | | |
| | 19 30 024 0527 19 30 024 0528 | 1 x 32 1 x 40 | | |
| | 19 30 024 0666 | 2 x 25 | | |
| Hoods top entry | 19 30 024 1422 | 1 x 32 | | |
| | 19 30 024 0427 19 30 024 0428 | 1 x 32 1 x 40 | | |
| | 19 30 024 0467 | 2 x 32 | | |
| Hoods side entry | 19 30 024 0529 | 1 x 50 | | |

Han Hoods
Housings

Metal hoods/housings for industrial applications / 2 lever locking system


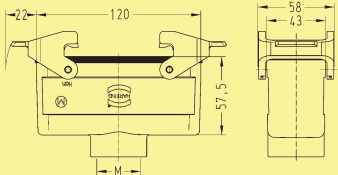

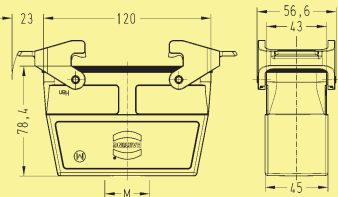

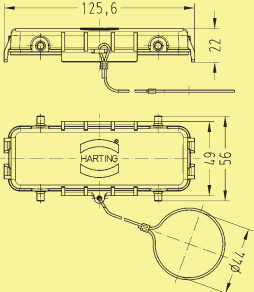
| Identification | Part number | | Cable entry metric | Drawing | Dimensions in mm |
|---|---------------------------|---------------------------|-----------------------|--|------------------|
| | Low construction | High construction | | | |
| <p>Hoods</p> <p>without cable entry</p>  | | 09 30 024 0801 | — |  | |
| <p>Protection covers</p>  | metal 09 30 024 5422 | metal 09 30 024 5422 | |  | |
| <p>Dust protection cover</p>  | plastic 09 30 024 5401 | plastic 09 30 024 5401 | |  | |
| | | | | | |

Metal hoods/housings for industrial applications / 2 lever locking system


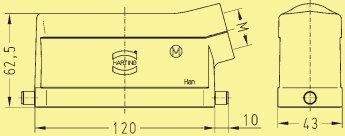

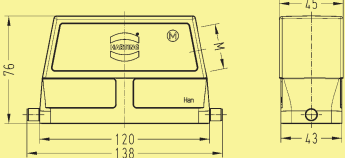

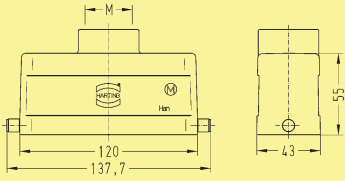

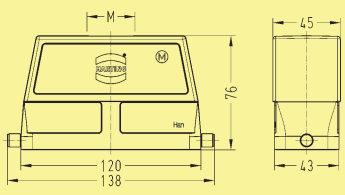

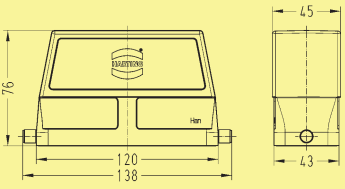

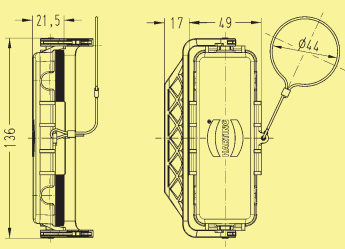
| Identification | Part number | | Cable entry metric | Drawing | Dimensions in mm |
|---|--|---|----------------------------|---|------------------|
| | Low construction | High construction | | | |
| Housings, bulkhead mounting  | 09 30 024 0301 | | |  <p>Panel cut out</p> | |
| Housings, surface mounting side entry  | 19 30 024 1231 19 30 024 1271 | | 1 x 25 2 x 25 |  <p>Blind way for one cable entry</p> | |
| side entry  | | 19 30 024 0232 19 30 024 0272 19 30 024 0273 | 1 x 32 2 x 32 2 x 40 |  <p>Blind way for one cable entry</p> | |
| Protection covers  | metal 09 30 024 5425 | metal 09 30 024 5425 | |  | |
| Protection covers  | plastic 09 30 024 5405 | plastic 09 30 024 5405 | |  | |

Han Hoods Housings

Metal hoods/housings for industrial applications / 2 lever locking system



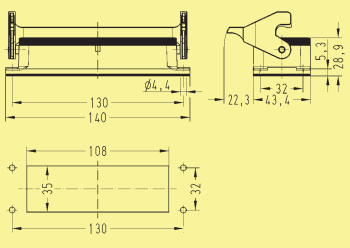
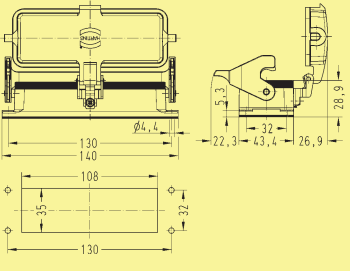
| Identification | Part number | | Cable entry metric | Drawing | Dimensions in mm |
|--|-------------------------|----------------------------------|--------------------|--|------------------|
| | Low construction | High construction | | | |
| Hoods, cable to cable top entry  | 19 30 024 1732 | | 1 x 32 |  | |
| top entry  | | 19 30 024 0737 19 30 024 0738 | 1 x 32 1 x 40 |  | |
| Protection covers  | metal 09 30 024 5426 | metal 09 30 024 5426 | |  | |

Metal hoods/housings for industrial applications / 1 lever locking system


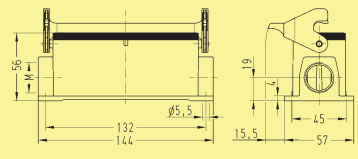

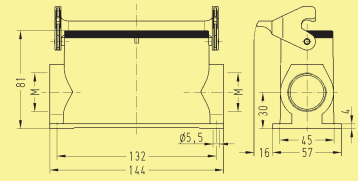

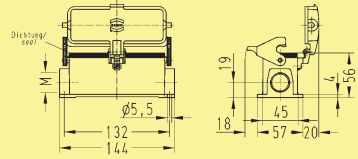

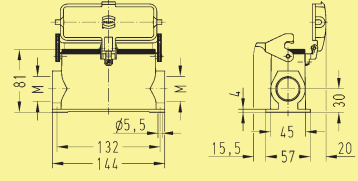
| Identification | Part number | Cable entry | Drawing | Dimensions in mm |
|---|--|--------------------------------|---|------------------|
| | | | | |
| Hoods side entry  | 19 30 024 1541 19 30 024 1542 | 1 x 25 1 x 32 |  | |
| side entry  | 19 30 024 0547 19 30 024 0548 | 1 x 32 1 x 40 |  | |
| Hoods top entry  | 19 30 024 1442 | 1 x 32 |  | |
| top entry  | 19 30 024 0447 19 30 024 0448 | 1 x 32 1 x 40 |  | |
| Hoods without cable entry  | | — |  | |
| Protection covers  | metal 09 30 024 5432 | metal 09 30 024 5432 |  | |

Han Hoods
Housings

Metal hoods/housings for industrial applications / 1 lever locking system


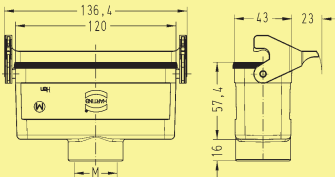

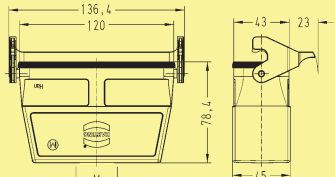

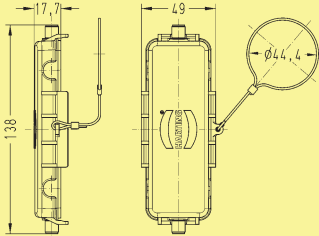
| Identification | Part number | | Cable entry metric | Drawing | Dimensions in mm |
|--|---|---|-----------------------|---|------------------|
| | Low construction | High construction | | | |
| Housings, bulkhead mounting  |  | 09 30 024 0307 | |  <p>Panel cut out</p>  <p>Panel cut out</p> | |
| | | with thermo-plastic cover 09 30 024 0304 with metal cover 09 30 024 0318 | | | |

Metal hoods/housings for industrial applications / 1 lever locking system

| Identification | Part number | | Cable entry metric | Drawing | Dimensions in mm |
|--|---|--|---|---|-------------------------------|
| | Low construction | High construction | | | |
| Housings, surface mounting side entry |  | 19 30 024 1251 | 1 x 25 2 x 25 |  | Blind way for one cable entry |
| | | 19 30 024 1291 | | | |
| side entry |  | | 19 30 024 0292 |  | Blind way for one cable entry |
| side entry |  | with thermo-plastic cover 19 30 024 1256 | 1 x 25 |  | Blind way for one cable entry |
| | | with thermo-plastic cover 19 30 024 1296 | 2 x 25 | | |
| | | with metal cover 19 30 024 2296 | 2 x 25 | | |
| side entry |  | | with thermo-plastic cover 19 30 024 0297 with metal cover 19 30 024 7297 |  | Blind way for one cable entry |

Han Hoods Housings

Metal hoods/housings for industrial applications / 1 lever locking system


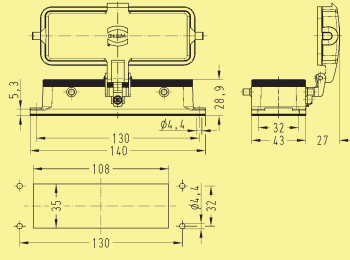

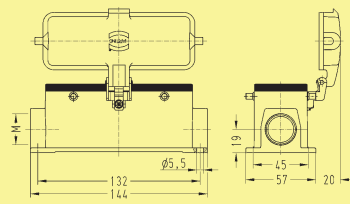

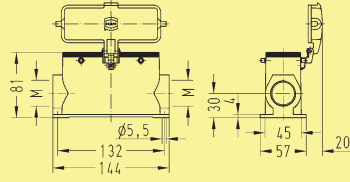
| Identification | Part number | | Cable entry metric | Drawing | Dimensions in mm |
|---|-------------------------|-------------------------|--------------------|--|------------------|
| | Low construction | High construction | | | |
| Hoods, cable to cable top entry  | 19 30 024 1752 | | 1 x 32 |  | |
| top entry  | | 19 30 024 0757 | 1 x 32 |  | |
| Protection covers  | metal 09 30 024 5436 | metal 09 30 024 5436 | |  | |
| | | | | | |

Metal hoods/housings for industrial applications / 2 lever locking system


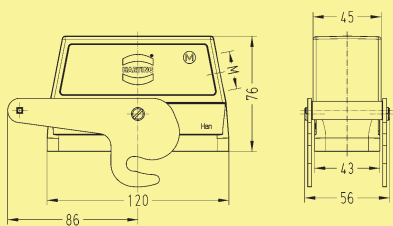

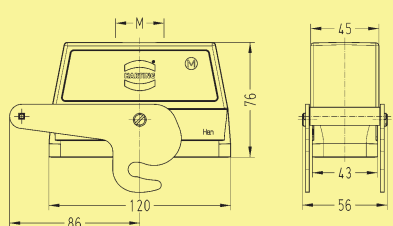
| Identification | Part number | | Cable entry metric | Drawing | Dimensions in mm |
|---------------------|------------------|--------------------------------|--------------------------------|---------|------------------|
| | Low construction | High construction | | | |
| Hoods side entry | | 19 30 024 1531 | 1 x 25 | | |
| | | | | | |
| Hoods top entry | | 19 30 024 1432 | 1 x 32 | | |
| | | | | | |
| Protection covers | | metal 09 30 024 5442 | metal 09 30 024 5442 | | |

Han Hoods
Housings


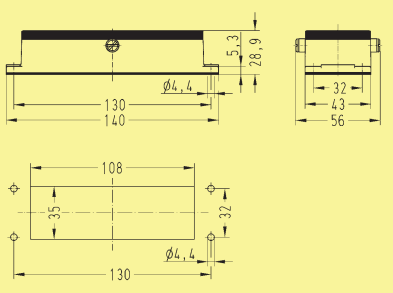

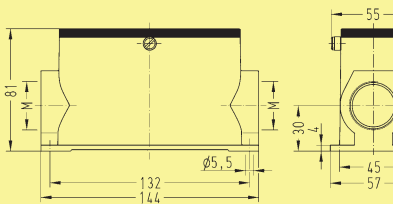
Metal hoods/housings for industrial applications / 2 lever locking system

| Identification | Part number | | Cable entry metric | Drawing | Dimensions in mm |
|---|------------------|-------------------|--------------------|---------|--|
| | Low construction | High construction | | | |
| Housings, bulkhead mounting  | | | | |  <p>Panel cut out</p> |
| Housings, surface mounting side entry  | | | | |  <p>Blind way for one cable entry</p> |
| side entry  | | | | |  <p>Blind way for one cable entry</p> |
| | | | | | |

Metal hoods/housings for industrial applications / 1 central locking lever locking system

| Identification | Part number | Cable entry metric | Drawing | Dimensions in mm |
|--|---|----------------------------|--|------------------|
| Hoods side entry  | 19 30 024 0586 19 30 024 0587 19 30 024 0588 | 1 x 25 1 x 32 1 x 40 |  | |
| Hoods top entry  | 19 30 024 0487 | 1 x 32 |  | |

Metal hoods/housings for industrial applications / 1 central locking lever locking system

| Identification | Part number | Cable entry metric | Drawing | Dimensions in mm |
|---|-----------------------|--------------------|---|------------------|
| Housings, bulkhead mounting  | 09 30 024 0381 | |  <p>Panel cut out</p> | |
| Housings, surface mounting side entry  | 19 30 024 0282 | 2 x 32 |  | |
| Han Hoods Housings | | | | |

Hoods/Housings for higher environmental requirements / 2 lever locking system

| Identification | Image | Part number | | Cable entry metric | Drawing | Dimensions in mm |
|---------------------|-------|-------------------------|----------------------------------|--------------------|---------|---------------------------------------|
| | | Low construction | High construction | | | |
| Hoods side entry | | 19 37 024 1521 | | 1 x 25 | | 62,5 120 43 56 |
| side entry | | | 19 37 024 0527 19 37 024 0528 | 1 x 32 1 x 40 | | 76 120 45 43 55,6 |
| Hoods top entry | | 19 37 024 1421 | | 1 x 25 | | 16 55 120 43 55,5 |
| top entry | | | 19 37 024 0427 19 37 024 0428 | 1 x 32 1 x 40 | | M 76 120 45 43 55,6 |
| Protection covers | | metal 09 37 024 5402 | metal 09 37 024 5402 | | | 21 125,6 21 49 57 Ø4,4 |

Han Hoods
Housings


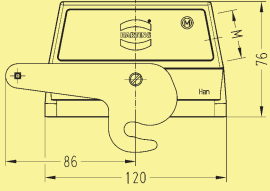
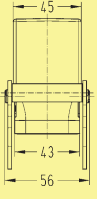

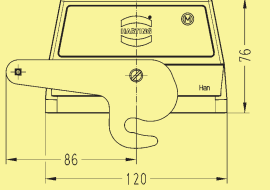

Hoods/Housings for higher environmental requirements / 2 lever locking system

| Identification | Image | Part number | | Cable entry metric | Drawing | Dimensions in mm |
|--------------------------------|-------|------------------|-------------------|--------------------|---------|--|
| | | Low construction | High construction | | | |
| Housings, bulkhead mounting | | 09 37 024 0301 | | | | 30,0 53,3 12,5 130 140 108 35 130 57 32 43,4 Ø4,4 32 |


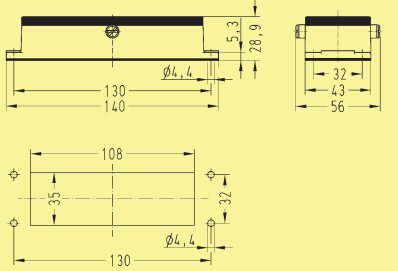
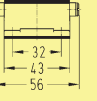

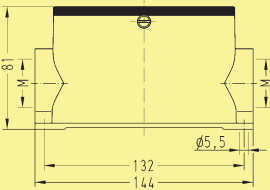
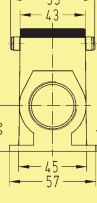
Panel cut out

Stock items in bold type

Hoods/Housings for higher environmental requirements / 1 central locking lever locking system


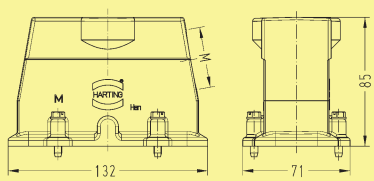

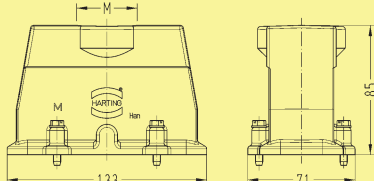
| Identification | Part number | Cable entry metric | Drawing | Dimensions in mm |
|--|----------------|--------------------|--|---|
| Hoods side entry  | 19 37 024 0587 | 1 x 32 |  |  |
| Hoods top entry  | 19 37 024 0487 | 1 x 32 |  |  |

Hoods/Housings for higher environmental requirements / 1 central locking lever locking system


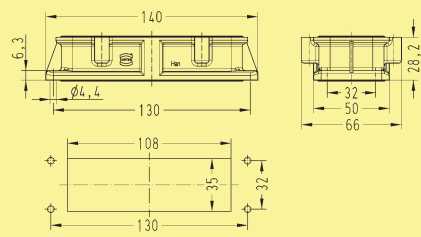
| Identification | Part number | Cable entry metric | Drawing | Dimensions in mm |
|---|----------------|--------------------|---|---|
| Housings, bulkhead mounting  | 09 37 024 0381 | |  Panel cut out |  |
| Housings, surface mounting side entry  | 19 37 024 0282 | 2 x 32 |  |  |

Han Hoods Housings


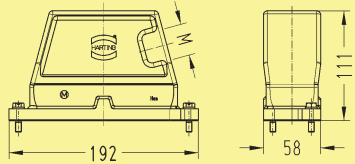

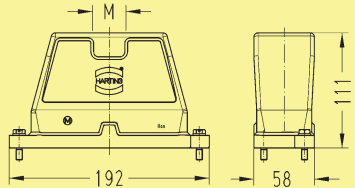

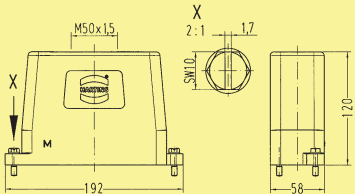

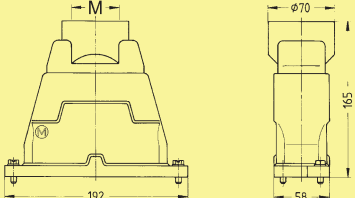

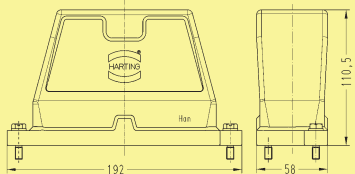
Hoods/Housings for higher EMC requirements / Screw locking system

| Identification | Part number | Cable entry metric | Drawing | Dimensions in mm |
|--|----------------|--------------------|---|------------------|
| Hoods side entry  | 19 62 064 0543 | 1 x 40 |  | |
| Hoods top entry  | 19 62 064 0443 | 1 x 40 |  | |

Hoods/Housings for higher EMC requirements / Screw locking system


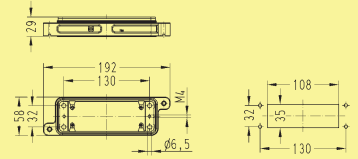

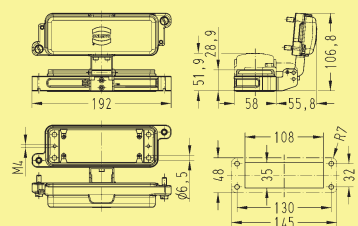

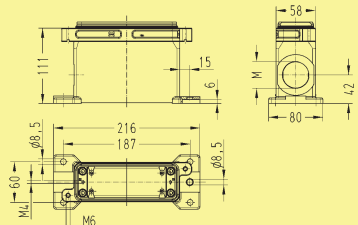

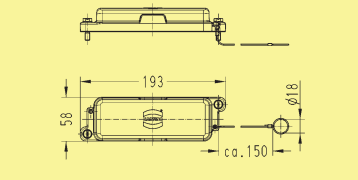

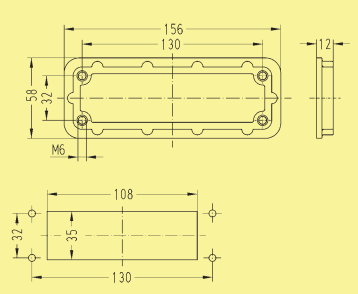
| Identification | Part number | Cable entry metric | Drawing | Dimensions in mm |
|--|----------------|--------------------|--|------------------|
| Housings, bulkhead mounting  | 09 62 064 0301 | |  <p>Panel cut out</p> | |

Hoods/Housings for harsh environmental requirements / Screw/toggle locking system

| Identification | Part number Toggle locking | screw | Cable entry metric | Drawing | Dimensions in mm |
|--|-------------------------------|--|--|---|------------------|
| Hoods side entry  | 19 40 024 0503 | 19 40 024 0512 19 40 024 0513 19 40 024 0514 19 40 024 0537 | 1 x 40 1 x 32 1 x 40 1 x 50 2 x 32 |  | |
| Hoods top entry  | 19 40 024 0402 | 19 40 024 0412 19 40 024 0413 19 40 024 0414 19 40 024 0431 19 40 024 0432 19 40 024 0433 19 40 024 0461 | 1 x 32 1 x 32 1 x 40 1 x 50 2 x 25 2 x 32 2 x 40 3 x 25 |  | |
| top entry  | | 19 40 024 0419 19 40 024 0467 19 40 024 0477 | 1 x 50 3 x 32 4 x 25 |  | |
| top entry  | 19 40 024 0410 | 19 40 024 0420 | 1 x 63 1 x 63 |  | |
| Hoods without cable entry  | | 09 40 024 0811 | — |  | |

Han Hoods
Housings

Hoods/Housings for harsh environmental requirements / Screw/toggle locking system

| Identification | Part number | | Cable entry metric | Drawing | Dimensions in mm |
|--|-------------------------|---|--------------------|--|------------------|
| | Toggle locking | screw | | | |
| Housings, bulkhead mounting  | 09 40 024 0301 | 09 40 024 0311 | |  <p>Panel cut out</p> | |
| Housings, bulkhead mounting  | | with metal cover 09 40 024 0317 | |  <p>Panel cut out</p> | |
| Housings, surface mounting side entry  | | 19 40 024 1263 19 40 024 1273 | 1 x 40 2 x 40 |  | |
| Protection covers  | metal 09 40 024 5401 | metal 09 40 024 5411 | |  | |
| Mounting frames  | | 09 40 000 9904¹⁾ | |  <p>Panel cut out</p> | |

Han Hoods
Housings

¹⁾ not applicable for using Han® HC 650